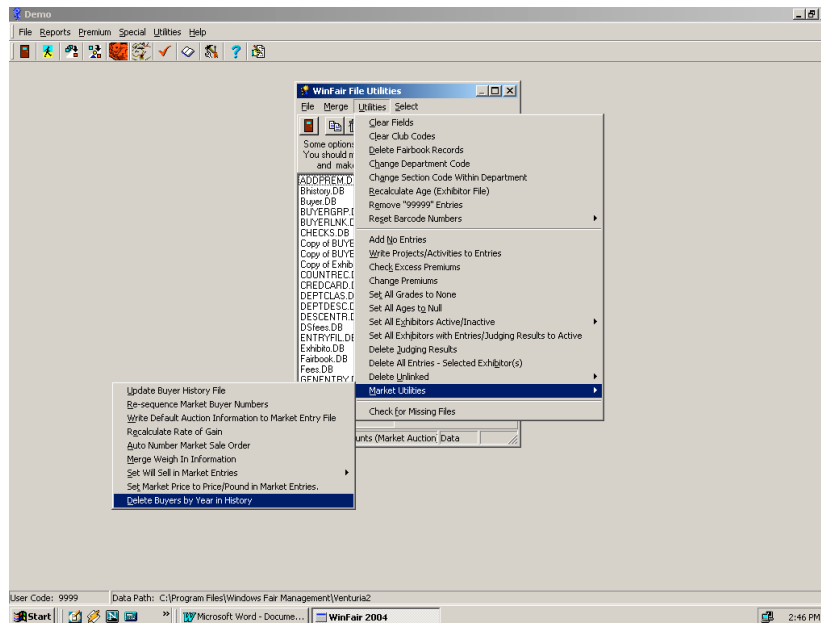


## Deleting Old Buyers from the Market Buyer File

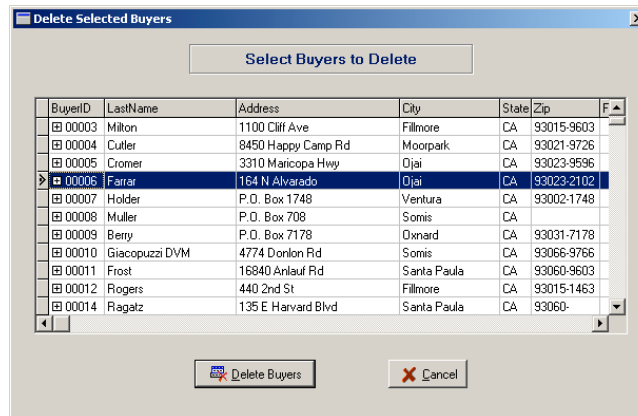
A utility has been added to delete flagged buyers as a group from the Market Buyer File. It will also delete Buyer History pertaining to each of the flagged buyers.

**Note: If you plan to Re-Sequence Buyer Numbers, you would want to use this utility first. It will clean up the file for re-numbering. Do not use this utility after you have linked buyers to market auction sales, as you will lose buyer purchase information.**

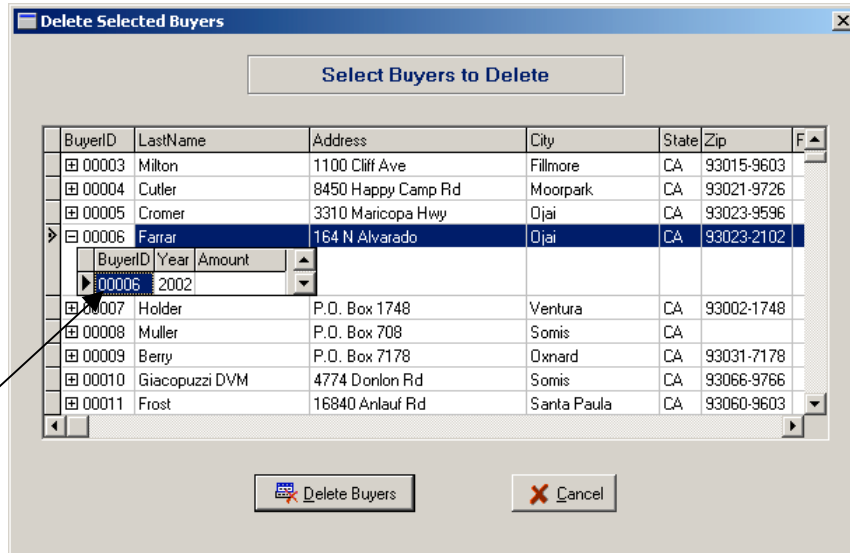
1. Go Utility|File Utilities|Utilities|Market Utilities|Delete Buyers by Year in History.



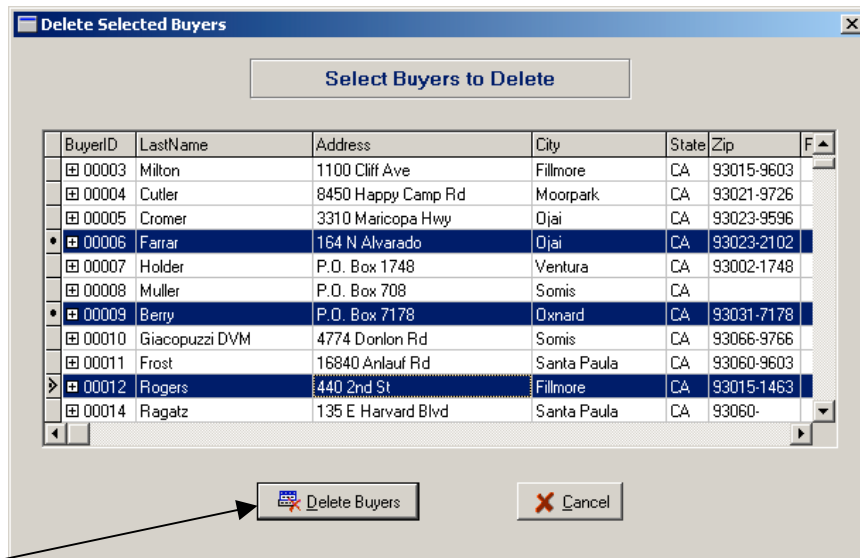
2. A grid will display with all Buyers listed in numeric order.



- Notice the '+' sign before the *Buyer ID* number. Click on plus and it will drop down *Buyer History* that is stored for that particular buyer.



- Select the *Buyers* you wish to delete by holding down the **Ctrl Key** and clicking on the buyer record. This will allow you to select multiple buyers to delete at one time.



- Click on the **Delete Buyers Button**. This will delete all the highlighted buyers along with their corresponding buy history records.